



District Report Card: 2017


State: Tamil Nadu	District: Coimbatore
Class: 8	Subject: Language
Schools: 30	Students: 629


Participation/Coverage


Students

<div>GENDER</div> <div></div>	Boys				Girls			
	Number		%		Number		%	
	290		46.10		339		53.90	

<div>AREA</div> <div></div>	Rural				Urban			
	Number		%		Number		%	
	282		44.83		347		55.17	

<div>CATEGORY</div> <div></div>	SC		ST		OBC		GEN	
	Number	%	Number	%	Number	%	Number	%
	163	25.91	18	2.86	423	67.25	25	3.97

<div>CWSN</div> <div></div>	LD	VI	HI	S&LD	ID	Oth
	0	0	0	0	5	0

<div>Management</div> <div></div>	Government			Government-aided		
	Number		%	Number		%
	389		61.84	240		38.16

Average Performance of Students in Language (%)

Overall	Gender		Area		Management		Social Group			
	Male	Female	Rural	Urban	Govt.	Aided	SC	ST	OBC	GEN
62.86	61.59	63.95	63.19	62.59	62.64	63.22	59.51	54.81	64.65	60.27

Performance on Learning Outcomes (LOs)

Learning Outcomes	Description	Average Performance(%)
L813	Read textual/non-textual materials with comprehension and identifies the details, characters, main idea and sequence of ideas and events while reading	62.86

Range of Performance of Students who Answered Correctly							
Below 30%		30% - 50%		50% - 75%		Above 75%	
Number	%	Number	%	Number	%	Number	%
52	8.27	120	19.08	269	42.77	188	29.89

Lowest Performing Learning Outcomes (LOs)

1 - Read textual/non-textual materials with comprehension and identifies the details, characters, main idea and sequence of ideas and events while reading (62.86)